

**Children's Services and Education  
Scrutiny Board**

**Monday 23 July, 2018 at 5.00 pm  
in Committee Room 2  
at the Sandwell Council House, Oldbury**

**Agenda**

(Open to Public and Press)

1. Apologies for absence.
2. Members to declare:-
  - (a) any interest in matters to be discussed at the meeting;
  - (b) the existence and nature of any political Party Whip on any matter to be considered at the meeting.
3. To confirm the minutes of the meeting held on 4 June, 2018 as a correct record.
4. Childcare Sufficiency Report 2018/2019.

Date of next meeting – 24 September, 2018

**J Britton**  
**Chief Executive**

Sandwell Council House  
Freeth Street  
Oldbury  
West Midlands

**Distribution:**

Councillors Underhill (Chair);

Councillors S Davies and M Y Hussain (Vice-Chairs);

Councillors Akhter, Allen, Ashman, Hevican, Hickey, M Hussain, Phillips and Shaeen.

Co-opted Members:-

Rev P French (Church of England Diocese representative)

Vacant (Roman Catholic Archdiocese representative)

Tahira Majid (Primary School Governor representative)

Vacant (Secondary School Governor representative)

**Agenda prepared by Deb Breedon  
Democratic Services Unit - Tel: 0121 569 3896  
E-mail: [deborah\\_breedon@sandwell.gov.uk](mailto:deborah_breedon@sandwell.gov.uk)**

This document is available in large print on request to the above telephone number. The document is also available electronically on the Committee Management Information System which can be accessed from the Council's web site on [www.sandwell.gov.uk](http://www.sandwell.gov.uk)

## **Children's Services and Education Scrutiny Board**

### **Apologies for Absence**

The Board will receive any apologies for absence from the members of the Board.

## **Children's Services and Education Scrutiny Board**

### **Declaration of Interests**

Members to declare:-

- (a) any interest in matters to be discussed at the meeting;
- (b) the existence and nature of any political Party Whip on any matter to be considered at the meeting.

**Minutes of the Children's Services and Education  
Scrutiny Board**

**4<sup>th</sup> June, 2018 at 5.00pm  
at Sandwell Council House, Oldbury**

**Present:** Councillor Underhill (Chair);  
Councillors S Davies and M Y Hussain (Vice-Chairs);  
Councillors Akhter, Allen, Ashman, Hevican, M  
Hussain, Phillips and Shaeen.

Rev P French (co-opted member);  
Mrs T Majid (co-opted member).

**Apologies:** Councillor Hickey.

**In attendance:** Chris Ward (Director – Education, Skills and  
Employment).

17/18 **Declaration of Interest**

Councillor Allen declared an interest in relation to item 19/18 below in so far as it related to the Youth Service.

18/18 **Minutes**

**Resolved** that the minutes of the meeting held on 22<sup>nd</sup> March, 2018 be approved as a correct record.

19/18 **Work Programme 2018-19**

The Council's Director – Education, Skills and Employment attended the meeting and provided the Board with an overview of his directorate and areas of key activity. The Board was also informed that the recently appointed Director of Children's Services was due to start with the Council at the end of July.

From the comments and questions by members of the Scrutiny Board the following responses were made and issues highlighted:-

**Children's Services and Education Scrutiny Board –  
4<sup>th</sup> June, 2018**

- The new Director of Children's Services would manage the relationship between the Council and Sandwell Children's Trust as well as being part of the performance management arrangements.
- The Youth Services and commissioning of Children's Centres remained with the Council and a review was being undertaken by Cambridge Education to determine future delivery of these.
- The funding for Education, Health and Care Plans was managed through the Schools Forum. This was a growing area of pressure with an increase in the number of children with such Plans by 55% over the last four years.
- Following an increase in primary age children experienced in Sandwell five years ago there was a need for an increase in secondary school placements. Four such schools were either underway or planned within the borough.
- Sandwell had been able to retain a Residential Education Service even though many other local authorities had found it necessary to cut theirs due to austerity measures. In Sandwell the Service was operating successfully on a traded basis which meant that it self-funded.
- The Scrutiny Board would consider twice-yearly reports on the performance of Sandwell Children's Trust in accordance with the contract arrangements with the Trust.
- There had been a reduction in the 'top up allowance' for children with special educational needs, but the rest of the allowance funding had not changed. This decision had been taken by the Schools Forum to ensure balanced budgets could be achieved.

The Board thanked the Director for attending the meeting.

The Chair identified some outstanding elements of work from the 2017-18 municipal year that would need to be reported back to the Board. These included childhood obesity, children and adolescent mental health services and special educational need funding.

**Children's Services and Education Scrutiny Board –  
4<sup>th</sup> June, 2018**

**Resolved:-**


- (1) that the following items be included in a draft work programme for the Children's Services and Education Scrutiny Board:-
  - (a) Childcare sufficiency;
  - (b) School place planning;
  - (c) New Academy Developments;
  - (d) Cambridge Education review of Youth Service and Early Help
- (2) that Director – Monitoring Officer, in consultation with the Chair of the Children's Services and Education Scrutiny Board determine the best dates for the items to be included on the work programme to ensure efficiency and timeliness;
- (3) that subject to (2) above, the completed work programme be submitted to the Budget and Corporate Scrutiny Management Board for approval.

(Meeting ended at 5.59pm)

Contact Officer: Alex Goddard Democratic Services Unit 0121 569 3178
----------------------------------------------------------------------------

## REPORT TO CHILDREN'S SERVICES AND EDUCATION SCRUTINY BOARD

**23 July 2018**

<b>Subject:</b>	Presentation of the Childcare Sufficiency Report 2018/2019
<b>Cabinet Portfolio:</b>	Councillor Simon Hackett - Cabinet Member for Children's Services
<b>Director:</b>	Director – Education, Skills and Employment – Chris Ward
<b>Contribution towards Vision 2030:</b>	
<b>Contact Officer(s):</b>	Josie Barnett, Family Information Service Manager, <a href="mailto:josie_barnett@sandwell.gov.uk">josie_barnett@sandwell.gov.uk</a>

### DECISION RECOMMENDATIONS

#### **That Children's Services and Education Scrutiny Board:**

1. Consider the 11 recommendations of the Sandwell Childcare Sufficiency report 2018-2019, now submitted as appendix 1.
2. Any observations or comments be referred to the Cabinet Member for Children's Services and taken into account when the report is considered for approval by Cabinet.

#### **1 PURPOSE OF THE REPORT**

- 1.1 The Scrutiny Board is requested to consider the 11 recommendations of the Sandwell Childcare Sufficiency report 2018-2019 (appendix 1 attached).
- 1.2 The Children and Families Act 2014 states that local authorities should report annually to Elected Council Members on how they are meeting their duty to secure sufficient childcare, and make this report available and accessible to parents.



- 1.3 The Childcare Act 2006 gives local authorities a key role in shaping the childcare market in their area. Working with providers from the private, voluntary, independent and maintained sectors, the local authority will look to create a strong, sustainable and diverse childcare market that meets the needs of parents. It focuses in particular on sufficient, sustainable and flexible childcare that is responsive to parents' needs.
- 1.4 Section 6 of the 2006 Act gives local authorities a duty of securing, so far as is reasonably practicable, that the provision of childcare (whether or not by them) is sufficient to meet the requirements of parents in their area in order to enable them to:
- a) take up, or remain in, work, or
  - b) undertake education or training which could reasonably be expected to assist them to obtain work.
- 1.5 Local authorities are responsible for determining the appropriate level of detail in their report, geographical division and date of publication.
- 1.6 The Department for Education publishes annual Early Education and Childcare Statutory Guidance for local authorities. The March 2018, document which is available at:  
[https://www.gov.uk/government/uploads/system/uploads/attachment\\_data/file/682005/Early\\_education\\_and\\_childcare\\_Statutory\\_guidance\\_for-LAs.pdf](https://www.gov.uk/government/uploads/system/uploads/attachment_data/file/682005/Early_education_and_childcare_Statutory_guidance_for-LAs.pdf)
- 1.7 states what the 2018-2019 Childcare Sufficiency Report should include:
- A specific reference to how they are ensuring there is sufficient childcare available to meet the needs of: disabled children, children from families in receipt of the childcare element of Working Tax Credit or Universal Credit, children with parents who work irregular hours; children aged two, three and four taking up early education places; school age children and children needing holiday care.
  - Information about the current and projected supply and demand of childcare for age ranges of children, and the affordability, accessibility and quality of provision; and
  - Details of how any gaps in childcare provision will be addressed.
- 1.8 Subject to the Cabinet Report being endorsed, the Director - Educations, Skills and Employment will develop and implement a Childcare Strategic Action Plan for 2018-2019.

- 1.9 The Childcare Strategic Plan will be monitored by the Early Years Strategic Group and progress will be reported termly to The Director of Education, Skills and Employment XDMT meeting.

## **2 IMPLICATIONS FOR SANDWELL'S VISION**

- 2.1 The Sandwell Childcare Sufficiency Report 2018-2019 supports the Council's Ambition: Our children benefit from the best start in life and a high-quality education throughout their school careers with outstanding support from their teachers and families. The report assesses the gaps in early education and childcare across the borough.
- 2.2 The findings of the Childcare Sufficiency Report provide an opportunity to deliver Early Help to our most disadvantaged families who are most at risk of poor outcomes in Sandwell, through the recommendations children will be able to access good quality early education and childcare.
- 2.3 Support for families to achieve better outcomes for their children and themselves by ensuring childcare and early education is available to allow parents to remain in or return to employment/training.
- 2.4 Support access to positive activities including holiday play schemes and after school activities.
- 2.5 Ensure that children and young people are safeguarded and have improved outcomes by supporting early education and childcare providers to access training, advice and support regarding health and safety and child protection issues.

## **3 BACKGROUND AND MAIN CONSIDERATIONS**

- 3.1 The Childcare Sufficiency report 2018/19 is due to be presented to the Cabinet on 25 July 2018 and any comments or observations from this Scrutiny Board meeting will be submitted to Cabinet at the meeting.
- 3.2 The Childcare Sufficiency Report (appendix 1) was undertaken between March and May 2018 by the Family Information Service Manager.
- 3.3 Demographic data was provided by Research Sandwell.
- 3.4 Supply of childcare places were extracted from the Local Authority Capita One database, and from a survey of childcare providers and schools.
- 3.5 Quality data was extracted from the Local Authority Capita One database and feedback from the Quality Early Years Team.
- 3.3 Gaps were identified against demographic data and supply of childcare.

- 3.6 The report is based on findings for Sandwell overall and for the 24 wards.
- 3.7 The findings have been used to develop the below 11 recommendations.

#### **4 THE CURRENT POSITION**

- 4.1 Sandwell's Childcare Sufficiency Report 2018-2019 is attached as Appendix 1. The following 11 recommendations arising from the findings of the report, are:
1. To continue to support childcare providers to deliver high quality, sustainable provision.
  2. Aim to improve the quality of the providers which are judged by Ofsted as Requires Improvement or Inadequate by working intensively with them and in particular those that deliver early education funded places.
  3. To increase the number of pre-schools in Tipton and Wednesbury; as well as the number of childminders in Wednesbury to provide choice and flexibility.
  4. To encourage the take up of Childcare Element of Tax Credit in Wednesbury as this town has the lowest take up.
  5. To work with schools and existing providers Wednesbury South to address the need for more holiday provisions.
  6. To encourage new and existing childcare providers in Friar Park, Langley, Wednesbury North, Wednesbury South and West Bromwich Central wards to deliver childcare for children whose parents work irregular working hour's pattern.
  7. To work with the schools that have no access to out of school care: Jubilee Park (before and after school) in Great Bridge ward and Tipton Green (after school) in Tipton ward.
  8. To increase the take up of the free early learning for 2 year olds using a wide range of direct and indirect marketing. Specifically targeting the following wards which has a low take up of the entitlement: Abbey; Blackheath; Cradley Heath and Old Hill; Friar Park; Great Barr and with Yew Tree; Greets Green and Lyng; Hateley Heath; Langley; Newton; Princes End; St Pauls; Smethwick; Soho and Victoria; Tividale, Wednesbury North and Wednesbury South.

9. To monitor the termly take up of the 15 hours for 3 and 4 year olds against the places available, prioritising the wards where the take up exceeds number of places: Bristnall, Cradley Heath and Old Hill, Great Barr with Yew Tree, Langley, Wednesbury South and West Bromwich Central. Currently some neighbouring wards have capacity which could meet additional demand. Additional capacity could be achieved by encouraging existing and any new providers to offer funded places flexibly.
10. To monitor the termly take up of 30 hours for 3 and 4 year olds against the places available, prioritising the wards where the take up exceeds number of places: Bristnall, Great Barr with Yew Tree and Wednesbury South and where the surplus places is minimal West Bromwich Central. Currently some neighbouring wards have capacity which could meet additional demand. Additional capacity could be achieved by encouraging existing and any new providers to offer funded places flexibly.
11. To prioritise the following wards which have been identified as having multi-childcare need, in order to reduce the barriers to accessing childcare: Bristnall, Cradley Heath, Friar Park, Great Barr with Yew Tree, Great Bridge, Langley, Newton, Princes End, Wednesbury North, Wednesbury South and West Bromwich Central

## **5 CONSULTATION (CUSTOMERS AND OTHER STAKEHOLDERS)**

- 5.1 In order to satisfy the legislation detailed below, Childcare Providers, schools and internal teams were consulted and their information contributed to the Childcare Sufficiency Report 2018/2019.

## **6 ALTERNATIVE OPTIONS**

- 6.1 The Childcare Sufficiency Report assesses the supply of childcare places against the demand for childcare places and identify any gaps. Findings are developed into recommendations.
- 6.2 There are no other alternative options.

## **7 STRATEGIC RESOURCE IMPLICATIONS**

- 7.1 This area of work is a statutory duty funded through Target Funding.
- 7.2 Capacity to achieve the recommendations of the Childcare Sufficiency Report 2018-2019 falls within the remit of staff within the Quality Early Years Team and Family Information Service and the recommendations have been taken into consideration.

## **8 LEGAL AND GOVERNANCE CONSIDERATIONS**

- 8.1 The Childcare Act 2006 –The Local Authority has strategic responsibility to plan, support and commission childcare and should only provide childcare directly if no other person is willing to do so or it is appropriate for the local authority to do so.
- 8.2 The Childcare Act 2006 - Local Authorities must secure the free minimum amount of early year's provision for all 3 and 4 year olds whose parents want it and to assess the sufficiency of childcare and to secure sufficient childcare.
- 8.3 The Education Act 2011 gives parents of disadvantaged two year olds a new right to free early year's education and care.
- 8.4 The Children and Families Act 2014, states that local authority should report annually to Elected Council Members on how they are meeting their duty to secure sufficient childcare, and make this report available and accessible to parents.
- 8.5 The Department for Education published in February 2018, the Early Education and Childcare Statutory guidance for local authorities. This document also addressed changes with regards to securing sufficient childcare.

## **9. EQUALITY IMPACT ASSESSMENT**

- 8.6 An Equality Impact Assessment screening has been carried out. However, a full assessment is not required for the purposes of this proposal.

## **9 DATA PROTECTION IMPACT ASSESSMENT**

- 9.1 There are no specific data protection implications arising from the content of this report. The report focusses on statistical data.

## **10 CRIME AND DISORDER AND RISK ASSESSMENT**

- 10.1 There are no specific crime and disorder implications arising from the content of this report.
- 10.2 The Corporate Risk Management Strategy (CRMS) has been complied with - to identify and assess any significant risks associated with this decision/project. This includes (but is not limited to) political, legislation, financial, environmental and reputation risks. Based on the information provided, it is the officers' opinion that no significant risk has been identified.

- 10.3 Risk is continuously monitored through the Early Years Strategic Group, to ensure we meet the needs of children and their families.
- 10.4 If the Cabinet Report is not approved and the action plan not developed, then the local authority would fail to meet its obligations under the Childcare Act 2006 and could fail to deliver the 11 recommendations from the findings of the Childcare Sufficiency Report.

## **11 SUSTAINABILITY OF PROPOSALS**

- 11.1 Capacity to achieve the recommendations of the Childcare Sufficiency Report 2018-2019 falls within the remit of staff within the Quality Early Years Team and Family Information Service and the recommendations have been taken into consideration.

## **12 HEALTH AND WELLBEING IMPLICATIONS (INCLUDING SOCIAL VALUE)**

- 12.1 A sufficient supply of high quality early years and childcare places:
- enables young children to access safe early learning and play opportunities
  - enables school aged children to access positive activities including holiday play schemes, before and after school activities
  - supports parents to return to or remain in employment/training
  - ensures that children and young people are safeguarded and have improved outcomes by supporting early education and childcare providers to access training, advice and support regarding health and safety and child protection issues.

## **13 IMPACT ON ANY COUNCIL MANAGED PROPERTY OR LAND**

- 13.1 The Local Authority have a duty to secure sufficiency of childcare, so far as is reasonable practicable.
- 13.2 If providers in the Private and Voluntary Sector ceased providing early learning and care, then the Local Authority would need to consider what is 'reasonable practicable' and decide if providing services itself, may have accommodation implications for the provisions of such services.

## 14 **CONCLUSIONS AND SUMMARY OF REASONS FOR THE RECOMMENDATIONS**

- 14.1 The Children and Families Act 2014 states that local authorities should report annually to Elected Council Members on how they are meeting their duty to secure sufficient childcare, and make this report available and accessible to parents.
- 14.2 The 2018-2019 Childcare Sufficiency Report has been developed based on the February 2018 Early Years and Childcare Statutory Guidance.
- 14.3 The supply of childcare places has been assessed against the potential demand for places and the findings have been formulated into the above 11 recommendations.

## 15 **BACKGROUND PAPERS**

[https://www.gov.uk/government/uploads/system/uploads/attachment\\_data/file/682005/Early\\_education\\_and\\_childcare\\_Statutory\\_guidance\\_for-LAs.pdf](https://www.gov.uk/government/uploads/system/uploads/attachment_data/file/682005/Early_education_and_childcare_Statutory_guidance_for-LAs.pdf)

## 16 **APPENDICES:**

Appendix 1 – Childcare Sufficiency Report 2018/19

**Chris Ward**  
**Director – Education, Skills and Employment**

# Sandwell Childcare Sufficiency Report

## 2018 – 2019



Produced by:  
Josie Barnett  
Family Information Service Manager  
Sandwell Metropolitan Borough Council  
Sandwell Family Information Service  
160 Beeches Road  
West Bromwich  
B70 2HQ



<b>CONTENTS</b>	<b>Page</b>
<b>Introduction</b>	<b>3</b>
Aims and Objectives	
Methodology	
The Strategic Context for Childcare Sufficiency	
<b>Achievements since the 2017 Report</b>	<b>6</b>
<b>Sandwell Sub Areas</b>	<b>8</b>
<b>Children &amp; Families in Sandwell</b>	<b>9</b>
Child Poverty	
Child and Working Tax Credit	
Disability	
Findings	
<b>Quality of Childcare</b>	<b>14</b>
Childcare Training	
Quality Improvement	
Ofsted Inspections	
Equality and Inclusion	
Grant Funding	
Findings	
<b>Childcare in Sandwell</b>	<b>18</b>
Childcare provision 0-5	
Funded Places 2, 3 and 4 year olds	
School age provisions	
Vacancies	
Irregular working hours	
Special Educational Needs and Disabilities	
Fee Paying Issues	
Affordability	
Findings	
Gaps Identified	
<b>Sufficiency of Childcare by Wards</b>	<b>23</b>
Childcare for children with special educational needs and disability	
Childcare Places for irregular working hours	
Childcare Places 0-5; free childcare for 2,3 and 4 year olds	
Childcare for school aged children	
<b>Gaps identified by ward</b>	<b>30</b>
<b>Recommendations</b>	<b>32</b>
<b>Table of all Childcare Gaps by Ward</b>	<b>33</b>

## INTRODUCTION

The Childcare Act 2006 gives local authorities a key role in shaping the childcare market in their area. Working with providers from the private, voluntary, independent and maintained sectors, the local authority will look to create a strong, sustainable and diverse childcare market that meets the needs of parents. It focuses in particular on sufficient, sustainable and flexible childcare that is responsive to parents' needs.

The Department for Education published a revised Early Education and Childcare Statutory Guidance for local authorities in March 2018, this document also addressed changes with regards to securing sufficient childcare:

[https://www.gov.uk/government/uploads/system/uploads/attachment\\_data/file/682005/Early\\_education\\_and\\_childcare\\_Statutory\\_guidance\\_for-LAs.pdf](https://www.gov.uk/government/uploads/system/uploads/attachment_data/file/682005/Early_education_and_childcare_Statutory_guidance_for-LAs.pdf)

To secure sufficient childcare places, local authorities should:

Take into account what is 'reasonably practicable' when assessing what sufficient childcare means in their area and:

- The state of the local childcare market; including the demand for specific types of providers in a particular locality and the amount and type of supply that currently exists.
- The state of the local labour market including the sufficiency of the local childcare workforce.
- The quality and capacity of childcare providers and childminders registered with a childminder agency, including their funding, staff, premises, experience and expertise.
- Encourage schools in their area to offer out of hours childcare from 8.00am to 6.00pm
- Encourage existing providers to expand their provision and new providers to enter the local childcare market.
- Encourage providers to take a sustainable business approach to planning and signpost providers to resources to support them.

Report annually to Elected Council Members on how they are meeting their duty to secure sufficient childcare, and make this report available and accessible to parents.

Local authorities are responsible for determining the appropriate level of detail in their report, geographical division and date of publication. However, the report should include:

- A specific reference to how they are ensuring there is sufficient childcare available to meet the needs of disabled children, children from families in receipt of the childcare element of Working Tax Credit or Universal Credit, children with parents who work irregular hours, children aged two, three and four taking up early education places, school age children, and children needing holiday care.
- Information about the current and projected supply and demand of childcare for particular age ranges of children, and the affordability, accessibility and quality of provision.
- Details of how any gaps in childcare provision will be addressed.

This report is Sandwell's fifth annual Childcare Sufficiency Report for Elected Council Members and will be made available and accessible to parents and includes the information required as outlined above.

Sandwell's fourth annual Childcare Sufficiency Report (CSR) was completed and published in June 2016. A Childcare Strategic Action Plan (CSAP) was developed based on the recommendations of the CSR. The plan was monitored by the Early Years School Forum Sub Group; achievements against the actions are detailed later in the report.

Upon the completion and approval of this report, a CSAP will be developed, implemented and monitored termly by the Early Years Strategic Group. If relevant, outstanding actions from the previous CSAP will be included.

## **Aims and Objectives**

### Aims

To provide a report on how Sandwell Metropolitan Borough Council is securing Sufficiency of Childcare.

To develop a Childcare Strategic Action Plan from the findings of the report and to include any relevant actions outstanding from the previous Childcare Strategic Action Plan.

### Objectives

The Childcare Sufficiency Report will:

1. Provide sufficiency of childcare by wards using the following data:
  - a) analysis of demographic data
  - b) supply of childcare places in relation to children with special educational need and disabilities (SEND), low income families, children with parents who work irregular hours, school age children, holiday provision and places available for 2,3 and 4 year olds.
2. Provide an indication of quality and affordability of childcare across the borough.
3. Provide an update on the recommendations of the previous CSR.

## **Methodology**

In undertaking the Childcare Sufficiency Report a number of research methods were adopted:

- Demographic data was provided by Research Sandwell and from the Office for National Statistics.
- Quality data was provided from the Family Information Service database and from the Quality Early Years Team.
- Supply of childcare data was provided by the Family Information Service, a snapshot of the data held was taken in the spring term of 2018.
- Early Education for 2, 3 and 4 year olds data was taken from the local authority Capita One database and from a survey with childcare providers and schools.

## **The Strategic Context for Childcare Sufficiency**

The Childcare Act 2006 requires local authorities in England to ensure a sufficiency of childcare or working parents, parents studying or training and for disabled children.

Section 6, of the 2006 Act gives local authorities a duty of securing, so far as is reasonably practicable, that the provision of childcare (whether or not by them) is sufficient to meet the requirements of parents in their area in order to enable them to:

- (a) Take up, or remain in, work, or
- (b) Undertake education or training which could reasonably be expected to assist them to obtain work.

Section 7, of the 2006 Act gives them a related duty to secure free early years provision for pre-school children of a prescribed age.

Section 11 of the 2006 Act places a duty on local authorities to undertake a Childcare Sufficiency Assessment (CSA).

Section 12 places a duty on local authorities to provide information, advice and assistance to parents and prospective parents relating to the provision of childcare, services or facilities that may be of benefit to parents and prospective parents, children and young people, something that is strengthened in the Childcare Act (2016).

The Education Act 2011 gives parents of disadvantaged two year olds a new right to free early years education and care.

The Children and Families Act 2014, states that local authorities should report annually to elected Council Members on how they are meeting their duty to secure sufficient childcare, and make this report available and accessible to parents.

The Childcare Act of 2016 places a duty on local authorities to secure 30 hours free early years education and care for eligible working parents of 3 and 4 year olds.

The focus of childcare sufficiency is on supporting working parents/carers and those studying or training to do so, and supports a number of other policy priorities, including:

Child Poverty - Unlocking Talent, Fulfilling Potential - The Government's Social Mobility Policy 2017, reasserts a commitment to tackle child poverty at its source. Affordable childcare supports families to work or train and good quality pre-school supports children's development and aid transition between home and school and improving school readiness.

Supporting Economic Well-being - There are clear links between the Social Mobility Policy and supporting parents into work through the Work Programme, Help to Work scheme and flexible support through Jobcentre Plus. These schemes rely upon the availability of good quality, affordable childcare. For some families, this need maybe satisfied through informal childcare arrangements but many families may not have access to informal childcare.

Support Children's Centre remit - The core purpose of children's centres is to improve the outcomes for young children and their families. Part of the children's centres role is to work with childcare providers offering free early learning places to ensure that families who need it can access integrated support. The childcare market supports children's centres by signposting families to services and identifying where early intervention maybe required.

## ACHIEVEMENTS SINCE THE 2017 CHILDCARE SUFFICIENCY REPORT

The 2017 CSR recommendations were developed into an action plan. The table below provides an update against the recommendations from 1 April 17 to 31 March 18.

Recommendations	Progress
1. Provide support to childcare providers to deliver high quality early learning and childcare.	<p>The childcare providers continue to receive a wide range of support including 953 support visits and termly Private, Voluntary and Independent provider (PVI) meetings.</p> <p>599 providers contacted the team for information advice and guidance.</p> <p>7 childminder briefing sessions were delivered to those interested in setting up childminder businesses.</p> <p>153 training sessions were delivered to practitioners with 2695 delegates attending.</p> <p>(This recommendation is ongoing as it underpins the support to providers to achieve/ maintain quality provisions)</p>
2. Support to funded settings which are graded Requires Improvement (RI) or Inadequate	<p>The number of funded settings has increased from 160 to 218 providers with 96% rated Outstanding or Good.</p> <p>Only 7 are graded Requires Improvement or Inadequate, intensive work with these providers is being undertaken to ensure that they improve their Ofsted grading.</p> <p>(This recommendation is ongoing as it ensure that specific support is provided to improve the quality of funded providers when required)</p>
3.To increase the number of pre-schools in Tipton and childminders in Wednesbury	<p>There are 2 additional childminders in Wednesbury. The number of pre-schools in Tipton remains the same.</p> <p>(This recommendation will be carried forward)</p>
4.To encourage the take up of Childcare Element of Tax Credit in Wednesbury	<p>25 Outreach events took place in Wednesbury which promoted help with childcare costs.</p> <p>(This recommendation will be carried forward)</p>
5. To increase the 0-5 provisions in Friar Park and Greets Green and Lyng wards	<p>1 day nursery opened in Greets Green and Lyng and 1 additional childminder in Friar Park.</p> <p>(This recommendation has been achieved)</p>
6. To work with schools and existing providers in Charlemont with Grove Vale and Wednesbury South wards to address the need for more holiday provisions.	<p>1 school and 1 day nursery are now offering playschemes in Charlemont with Grove Vale.</p> <p>(This recommendation is partially achieved; the need for holiday provision in Wednesbury South is carried forward)</p>
7. To encourage new and existing childcare providers in Friar Park and Wednesbury South wards to deliver childcare for children whose parents work irregular working hour's pattern.	<p>No new providers offering irregular working hours in Friar Park and Wednesbury South.</p> <p>(This recommendation will be carried forward)</p>
8. To prioritise the following 7 wards for marketing, promotion and outreach of the 2 year old entitlement	<p>Extensive indirect marketing has been undertaken.</p> <p>Outreach work took place in the identified wards:</p> <p>14 in Cradley Heath and Old Hill</p> <p>11 in Great Barr with Yew Tree</p>

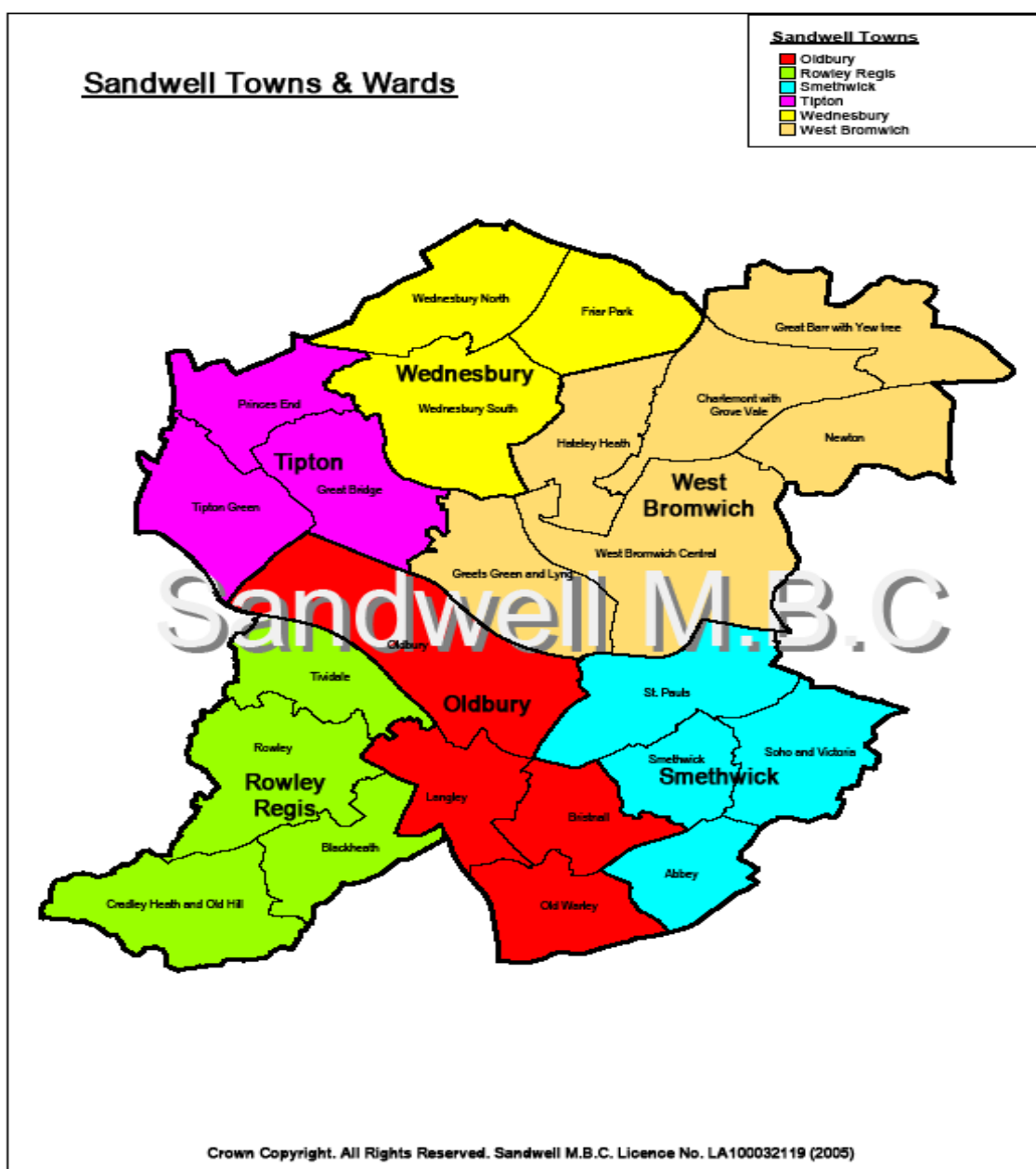
[ILO: UNCLASSIFIED]

where there is capacity and the take up is low: Cradley Heath and Old Hill; Great Barr with Yew Tree; Hateley Heath; Princes End; St Pauls Tipton Green and Wednesbury South.	<p>7 in Hateley Heath 6 in St Pauls 53 across Tipton Town 25 across Wednesbury Town</p> <p>The take up of the 2 year old entitlement across Sandwell has increased from 60% last year to 65% this year.</p> <p>(This recommendation will be carried forward and include any other wards where taken up could be improved)</p>
9. To increase the capacity for 2 year old places in Newton; Tividale and Wednesbury North.	<p>Newton places increased from 33 to 40 places Wednesbury North places increased from 71 to 85 Tividale places decreased from 45 to 37.</p> <p>(This recommendation has been achieved, reduction in places in Tividale has not had an adverse effect)</p>
10. To monitor the take up of 3 and 4 years old funded 15 hour places in the following wards where the surplus places are low: Blackheath, Cradley Heath and Old Hill; Soho and Victoria, Smethwick, St Pauls, Tividale and Wednesbury South.	<p>The number of places for the wards have changed: Blackheath was 206 and has increased to 236 Soho and Victoria was 440 and increased to 509 Smethwick was 386 and increased to 399 St Pauls was 345 and increased to 364 However, Cradley Heath and Old Hill was 290 and decreased to 255 Tividale was 237 and decreased to 236 Wednesbury South was 170 decreased to 135 (This recommendation is partially achieved- take up in Tividale has not exceeded places available; Wednesbury South will be carried forward)</p>
11. To increase the number of places in the following wards to meet the likely demand for 30 hours of free childcare for 3 and 4 year olds: Oldbury; Abbey; Great Barr with Yew Tree; Newton and Bristnall	<p>Oldbury places increased from 49 to 183 places Abbey places increased from 33 to 81 places Great Barr with Yew Tree places increased from 22 to 72 places Newton and Bristnall had no places and these have increased to 49 and 70 respectively.</p> <p>(This recommendation has been achieved)</p>
12. To monitor the take up of 30 hours free childcare on a termly basis	<p>The number of children accessing has increased each term: September term 860 January term 1336 April term 1499. The number of places have increased from 1128 to 2135 places</p> <p>(This recommendation has been achieved but will be ongoing)</p>
13. To engage with providers to work in partnership and to deliver the 30 hours of free childcare as a stretched offer	<p>Providers have established stretched offer where parents have requested this. We have had no issues/concerns raised.</p> <p>(This recommendation has been achieved)</p>
14. To prioritise the 4 wards which have been identified as having multi childcare needs to reduce the barriers to accessing childcare: Friar Park; Tividale; Wednesbury South and Newton	<p>Friar Park has a new childminder Newton has 49 places for 30 hours.</p> <p>(This recommendation is partially achieved, Tividale and Newton multi need has been addressed, Friar park and Wednesbury South will be carried forward)</p>

## SANDWELL SUB AREAS - WARDS

Towns	Wards
Oldbury	Oldbury; Langley; Bristnall and Old Warley
Rowley Regis	Tividale; Rowley; Blackheath; Cradley Heath and Old Hill
Smethwick	St Pauls; Smethwick; Soho and Victoria; Abbey
Tipton	Princes End; Great Bridge; Tipton Green
Wednesbury	Wednesbury North; Wednesbury South; Friar Park
West Bromwich	Greets Green and Lyng; West Bromwich Central; Newton; Hateley Heath; Charlemont with Grove Vale; Great Barr with Yew Tree

Sandwell is made up of 6 towns and 24 wards. For the purpose of this report analysis of the sufficiency of childcare will be undertaken at ward level.



## **CHILDREN AND FAMILIES IN SANDWELL**

The 2016 mid-year estimates show that Sandwell has 322,722 residents, a rise of 14.1% since 2001. This compares with a rise of 12.2% in England & Wales. This increase reverses the declines in the 1980s and 1990s. Under 5's now make up 7.6% of Sandwell's population (24,395). The proportion of lone parent households (with dependent children) has increased from 8.0% in 2001 to 9.0% in 2011.

The ethnic makeup of Sandwell has seen extensive changes since 2001. Just under two-thirds of Sandwell residents now classify themselves as being of White British origin, and a further 4.1% are of Other White origin (which includes Irish and Gypsy Travellers). 30.1% of Sandwell's population are from other ethnic backgrounds.

In 2011, two-thirds of Sandwell residents aged between 16 and 74 were economically active, compared with 69.7% in England & Wales. Sandwell's profile of economically active residents is fairly similar to England & Wales in terms of full and part-time employees, and full-time students. However, only 6% of Sandwell's economically active 16-74 year olds are self-employed, compared to 9.7% for England and Wales. Also 4.4% of the economically active population in England and Wales aged between 16 and 74 were unemployed, compared with 7.3% in Sandwell. This group includes those who had never worked (1.6% of those aged 16-74), and those who reported long-term unemployment (3.2% of those aged 16-74).

A smaller proportion of employed residents aged 16 to 74 in Sandwell worked 49 hours or more per week than nationally (8.9% compared with 13.2% in England & Wales). A larger proportion worked 31 to 48 hours (62.4% compared with 57.7% in England & Wales).

### **Child Poverty**

According to HMRC figures, in August of 2015, 24.9% of children in Sandwell were living in what is considered "relative" poverty. This represents 20,485 dependent children, of which 17,840 (87.1%) are under 16 years of age. Child Poverty in Sandwell was 4.6 percentage points lower in 2015 (24.9%) than 2014 (29.5%). The gap with the national and regional averages decreased slightly to 8.3% and 5.4% respectively.

All Sandwell wards had lower child poverty rates in 2015 than 2014 but only one ward (Old Warley-16.3 %) had a lower rate than England (16.6%).



## Percentage of Children in Relative Poverty in Sandwell 2008-2015 – by ward

COMPARATORS	2008	2009	2010	2011	2012	2013	2014	2015	Change 08-15	Change 14-15
England	20.9%	21.3%	20.6%	20.1%	18.6%	18.0%	19.9%	16.6%	-4.30%	-3.30%
West Midlands	23.3%	24.0%	23.3%	22.7%	21.2%	20.7%	23.2%	19.5%	-3.80%	-3.70%
Sandwell	30.8%	31.6%	30.4%	29.6%	27.6%	26.9%	29.5%	24.9%	-5.90%	-4.60%
Sandwell Wards										
Abbey	19.2%	20.9%	19.6%	19.5%	18.3%	18.4%	20.6%	18.3%	-0.90%	-2.30%
Blackheath	27.1%	29.8%	27.2%	26.7%	23.8%	21.7%	24.3%	22.0%	-5.10%	-2.30%
Bristnall	24.0%	25.0%	23.8%	25.2%	23.8%	24.0%	24.1%	21.0%	-3.00%	-3.10%
Charlemont with Grove Vale	18.0%	21.3%	18.4%	19.4%	19.5%	19.4%	21.9%	20.7%	2.70%	-1.20%
Cradley Heath and Old Hill	28.1%	28.5%	29.1%	27.1%	25.3%	25.1%	28.5%	23.0%	-5.10%	-5.50%
Friar Park	40.3%	40.6%	38.6%	34.6%	33.5%	34.2%	33.1%	30.4%	-9.90%	-2.70%
Great Barr with Yew Tree	18.9%	21.0%	20.4%	19.5%	19.0%	18.7%	21.4%	17.9%	-1.00%	-3.50%
Great Bridge	30.3%	31.8%	30.7%	30.9%	29.1%	27.3%	29.1%	24.6%	-5.70%	-4.50%
Greets Green and Lyng	35.7%	36.0%	34.5%	32.5%	32.4%	29.9%	35.5%	27.6%	-8.10%	-7.90%
Hateley Heath	35.2%	37.5%	34.8%	35.3%	33.5%	30.8%	33.4%	29.3%	-5.90%	-4.10%
Langley	30.0%	29.9%	31.9%	30.9%	31.3%	31.5%	32.8%	29.1%	-0.90%	-3.70%
Newton	17.5%	19.2%	19.4%	19.5%	19.8%	19.5%	20.3%	17.3%	-0.20%	-3.00%
Old Warley	18.6%	20.8%	19.7%	19.2%	19.4%	18.2%	20.0%	16.3%	-2.30%	-3.70%
Oldbury	30.7%	30.1%	27.7%	28.8%	26.3%	25.5%	27.4%	22.7%	-8.00%	-4.70%
Princes End	40.8%	43.3%	42.2%	42.5%	38.7%	39.9%	38.2%	36.6%	-4.20%	-1.60%
Rowley	30.3%	31.5%	31.5%	30.4%	29.9%	28.6%	31.3%	27.3%	-3.00%	-4.00%
St Pauls	40.5%	37.7%	35.8%	34.0%	28.1%	28.3%	33.6%	26.5%	-14.00%	-7.10%
Smethwick	36.0%	35.9%	35.0%	32.7%	30.5%	29.5%	33.8%	27.8%	-8.20%	-6.00%
Soho and Victoria	48.1%	45.1%	42.2%	40.1%	35.8%	35.2%	39.8%	31.2%	-16.90%	-8.60%
Tipton Green	31.9%	32.7%	30.9%	29.5%	26.6%	24.4%	30.2%	24.3%	-7.60%	-5.90%
Tivdale	27.3%	29.1%	27.5%	26.7%	24.4%	24.2%	24.2%	20.0%	-7.30%	-4.20%
Wednesbury North	32.5%	32.1%	31.5%	30.9%	27.7%	26.5%	33.0%	25.1%	-7.40%	-7.90%
Wednesbury South	25.4%	28.0%	27.1%	27.1%	25.3%	25.3%	24.8%	22.2%	-3.20%	-2.60%
West Bromwich Central	27.6%	27.2%	28.6%	26.8%	24.2%	24.1%	28.2%	24.0%	-3.60%	-4.20%

## Child and Working Tax Credit – NI 118 Take Up of Formal Childcare

According to HMRC figures for 2015/16, the take up of the childcare element of the tax credit was 12.4% in Sandwell compared to England at 14.3%. The take up in Sandwell represents only 2,400 families. England take up levels of the childcare element of tax credits fell slightly last year, which was also reflected in Sandwell.

### Child and Working Tax Credits Statistics Finalised Awards 2015-16 (HMRC)

Town	No. of LSOAs	Minimum NI 118 at LSOA	Maximum NI 118 at LSOA	LSOAs above		LSOAs below	
				No.	%	No.	%
Oldbury	30	4.7%	23.9%	19	63.3%	11	36.7%
Rowley Regis	30	6.4%	20.5%	9	30.0%	21	70.0%
Smethwick	33	3.4%	27.6%	9	27.3%	24	72.7%
Tipton	24	5.5%	19.6%	3	12.5%	21	87.5%
Wednesbury	24	4.7%	20.0%	2	8.3%	22	91.7%
West Bromwich	45	2.5%	29.6%	22	48.9%	23	51.1%
<b>SANDWELL</b>	<b>186</b>	<b>2.5%</b>	<b>29.6%</b>	<b>64</b>	<b>34.4%</b>	<b>122</b>	<b>65.6%</b>

The latest data for 2015/16 is at the Lower Super Output Area (LSOA) level, rather than ward. Sandwell is made up of 186 LSOAs.

- 64 LSOAs (34.4%) in Sandwell have a take up of the childcare element which is above the England average.
- 4 LSOAs have a take up rate of over 25% - three are in West Bromwich town and one is in Smethwick town.
- The lowest take up is in an LSOA within West Bromwich town (2.5%).
- Eight LSOAs have a take up of below 5% - 5 are in Smethwick town and one each in Oldbury, Wednesbury & West Bromwich.

At a town level, take up is highest in Oldbury, with 63.3% of LSOAs within the town having a take up of above the national average. Take up is lowest in Wednesbury town – where 91.7% of LSOAs have take-up levels below the national average. West Bromwich has the greatest range of take up by LSOA (both the highest and the lowest take up by LSOA are within the town), but this may just reflect the large size of the town compared to the other Sandwell towns.

## Disability

The 2011 Census showed that there were approximately 2,627, 0-15 year olds with either a long term health problem or a disability.

The wards with the highest number of 0-15 with their day to day activities affected are Smethwick (156) followed by Soho & Victoria (151) and Princes End (150)

The wards with the lowest number of 0-15 with their day to day activities affected are Charlemont with Grove Vale (63) followed by Abbey (66) and Newton (72)

	All Ages	Total 0-15	Day-to-day activities limited a lot	Day-to-day activities limited a little	Total with day to day activities affected
Wards (2011)					
Abbey	11,752	2,198	18	48	66
Blackheath	12,292	2,446	29	58	87
Bristnall	12,151	2,512	35	54	89
Charlemont with Grove Vale	11,964	2,097	24	39	63
Cradley Health and Old Hill	13,565	2,735	46	68	114
Friar Park	12,625	2,852	54	79	133
Great Barr with Yew Tree	12,597	2,615	48	52	100
Great Bridge	12,962	2,740	47	59	106
Greets Green and Lyng	11,769	2,773	47	81	128
Hateley Heath	14,227	3,231	56	70	126
Langley	12,969	2,596	37	63	100
Newton	11,558	2,210	27	45	72
Old Warley	11,915	2,263	27	54	81
Oldbury	13,606	3,047	55	64	119
Princes End	12,981	3,000	58	92	150
Rowley	11,784	2,513	39	74	113
St Pauls	14,226	3,776	65	83	148
Smethwick	14,146	3,215	66	90	156
Soho and Victoria	15,042	4,211	69	82	151
Tipton Green	12,834	2,878	41	67	108
Tividale	12,616	2,754	47	65	112
Wednesbury North	12,682	2,665	48	63	111
Wednesbury South	12,510	2,350	41	59	100
West Bromwich Central	13,290	2,557	36	58	94
Sandwell Total	308,063	66,234	1,060	1,567	2,627

2011 Census: Long term Health problem or disability

## Findings:

- The 2016 mid-year estimates show that Sandwell has 322,722 residents. Under 5's now make up 7.6% of Sandwell's population (24,395).
- All Sandwell wards had lower child poverty rates in 2015 than 2014 but only one ward (Old Warley-16.3 %) had a lower rate than England (16.6%).
- The lowest take up of Childcare Element of Working Tax Credits is in Wednesbury town, where 91.7% of LSOAs have take-up levels below the national average.
- The wards with the highest number of 0-15 year olds with their day to day activities affected by a disability are Smethwick, Soho & Victoria and Princes End.

## QUALITY OF CHILDCARE

Sandwell Quality Early Years and Childcare Team provide information, advice, support and training to the early years and childcare workforce. In order to develop or create high quality childcare it is essential that there is a well-trained, qualified, professional early years and childcare workforce to understand the needs of the most vulnerable children and families who access 2, 3 and 4 year old funded childcare places.

Information, Advice and Support includes the following:

- Early Years & Childcare sector career options
- Setting up childcare provision
- Sustainability of childcare provision
- Funding opportunities
- Short course training programme
- Child Protection/ Safeguarding concerns
- Ofsted registration and inspection

### Childcare Training

The Government implemented changes in 2017 to funded provision for 3 and 4 year olds, which support working parents. The Government has also identified that the early years and childcare workforce needs to be fit for purpose regarding continually updating their knowledge and skills to ensure children reach a Good Level of Development (GLD), this supports the narrowing the gap agenda.

Since September 2014, changes to Level 3 qualifications have been implemented. The Early Years Educator (EYE) qualification when introduced had a minimum entry requirement of GCSE English and Maths Grade C or above. The Early Years Workforce Strategy – March 2017 has replaced GCSE English and Maths Grade C or above with English and Maths functional skills. The Early Years Workforce Strategy has identified many reforms to the workforce to support the quality and access of early years provision for working parents/ carers. The strategy identifies that Ofsted results and improved outcomes for children are linked to a highly qualified workforce. The Government are proposing to have Specialist Graduates and clearer childcare career pathways.

Changes to entry requirements for full and relevant Level 3 qualifications impacted on the numbers of students accessing childcare courses. This resulted in a decrease of full and relevant Level 3 qualified staff. The 30-hour offer requires an increase of suitably qualified staff in early years and childcare provision. We continue to receive requests to financially support practitioners in obtaining full and relevant level 3 qualifications as well as accessing higher level qualifications.

Census information is requested on an annual basis, this request details on the number of Level 6 qualified practitioners who have obtained Early Years Professional Status, Early Years Teacher or QTS working directly with children. Census 2018 requested the numbers of staff at level 2 and level 3 working with funded 2, 3 and 4 year old children. The Census information collects data from all providers offering 2, 3 and 4 year old funded places. The information previously returned to date identified that 47 practitioners across Sandwell were Level 6 qualified; some practitioners have both Early Years Professional Status (EYPS) and Qualified Teacher Status.

2015 – 2016 identified a decline in the number of Ofsted registered Childminders within Sandwell and nationally. 2017 – 2018 has seen the decline in the number of Childminders continue. Sandwell has seen an increase in the number of full day care provision on non-domestic premises, in 2017 five new full day care providers opened on non-domestic premises,

two full day care provisions operated by Schools closed. Sandwell Quality Early Years and Childcare Team have received numerous requests to advertise vacant Early Years and Childcare positions via our childcare recruitment service. Many full day care nursery owners and managers in Sandwell have stated the difficulties in recruiting full and relevant level 3 qualified staff.

Ofsted Common Inspection Framework Early Years Inspection handbook clearly identifies the key inspection areas are the Effective Leadership and Management and the Quality of Teaching and Learning. Providers will be judged on their ability to meet the individual needs of children and evidence improved outcomes.

There is a growing demand from providers to access Sandwell Quality Early Years short course training programme. The number of health and safety courses has increased in order for providers to continually meet legal requirements. Training is provided covering the following areas:

- Childminding start up
- Further and Higher Education Progression routes
- Early Years Foundation Stage 2017 legal duties
- Mandatory health and safety courses
- Quality teaching practices to support children to achieve a Good Level of Development (GLD).
- Business sustainability and growth
- Leadership and management skills
- Inclusive practices
- Parental Engagement Opportunities

The original Graduate Leader Fund initiative provided opportunities for full day care settings to up skill employees in order for them to achieve Level 4, 5 and 6 qualifications. Since 2011 funding for graduate qualifications have only been administered to existing practitioners who applied prior to the rise in fees. 80 practitioners including childminders have accessed the Graduate Leader initiative.

Sandwell has previously offered Level 4 progression modules focusing on Special Educational Needs and Disabilities (SEND) and supporting the most vulnerable 2 year olds, since 2010 Sandwell has provided 13 modules at Level 4. To support the academic development of the workforce, Sandwell Quality Early Years and Childcare will provide further Level 4 modules in 2017 – 2018 in accordance with area and workforce needs.

Childminder Briefing sessions continue to be well attended as people assess their career options. Sandwell's early years recruitment web pages attract numerous people considering childcare careers.

### **Quality Improvement**

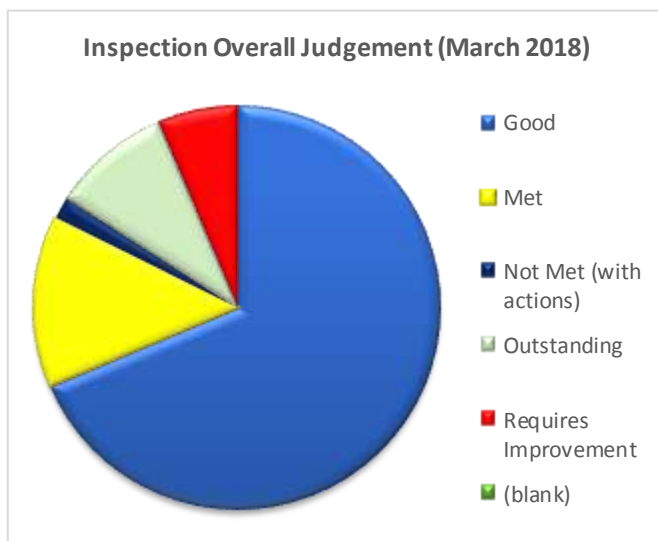
The Quality Early Years and Childcare Team share with providers a commitment to improving life chances for all children of early years provision. To facilitate and support this, the Quality Early Years and Childcare Team works in partnership with providers across the childcare sector to provide flexible, high quality provision meeting the needs of children and promotes parental choice, balancing this with supporting provider sustainability and a sufficient thriving childcare market.

The Local Provider Agreement document (September 2017) outlines the ways in which settings are registered to deliver 2, 3 and 4 year old funded places. Sandwell Quality Early Years and Childcare Team provide advice, support and training in accordance with the statutory duties

detailed in the Childcare Act 2006. Tools to support quality include, unannounced funding monitoring visits and support documents such as the Managers Toolkit. Sandwell also uses the Early Childhood Environment Rating Scales (ECERS), which are a set of standardised tools for measuring and improving the quality of early years provision. They offer a structured approach to quality improvement and self-evaluation.

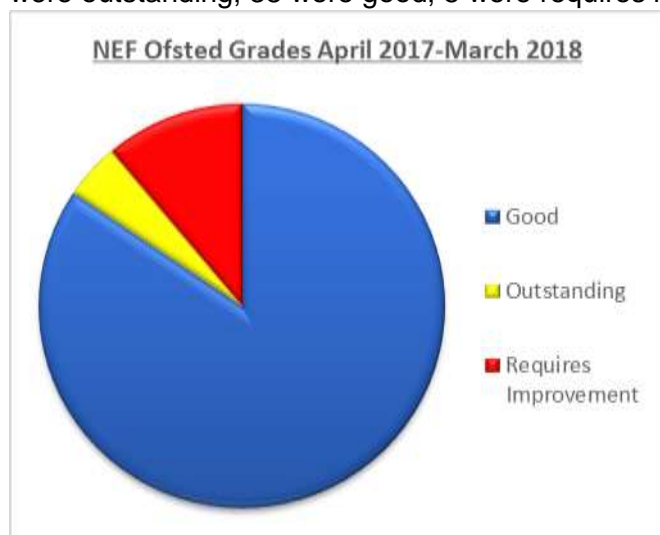
### Ofsted Inspections

In April 2018, analysis of the data held in the Family Information Service (FIS) database (Capita ONE) indicated that the Ofsted grades for providers were 21 outstanding, 151 good, 14 requires improvement, 30 met and 4 not met providers. Although there are 399 childcare services on the Family Information Service database, Ofsted inspects a provider which may operate more than one type of childcare service on the same site. There are also providers on the database which are not yet due for an inspection by Ofsted.



### Funded Settings Inspection

Between April 2017 and March 2018, 45 Ofsted Inspections took place at funded settings. Of these 2 were outstanding; 38 were good; 5 were requires improvement.



### Equality and Inclusion

The Quality Early Years and Childcare Team engage with childcare settings to promote and embed equality of opportunity into practice, as part of their legal duties under the Equality Act 2010. The Quality Early Years and Childcare Team support this by delivering a range of training programmes. Where required they will also support settings with one to one support, advice and guidance, identifying and delivering a range of training sessions to support with this. The team also work with the sector through network meetings, social media and other forms of

communication to ensure information is accessible. The outcome is to support good quality practices and embed equality of opportunity as part of this process.

The Early Years Foundation Stage sets the standards that all early years' providers must meet to ensure equality of opportunity and anti-discriminatory practice, ensuring that every child is included and supported. Equalities in the early years and childcare sector are audited through OFSTED reports, and the local authority targets. These audits have highlighted that a significant amount of settings will continue to require support and appropriate training to embed equality and inclusion in all aspects of their childcare settings.

Department for Education guidance published in November 2014, expect schools/childcare providers to promote British values of democracy, the rule of law, individual liberty, and mutual respect and tolerance of those with different faiths and beliefs.

The Department also published The Prevent Duty in June 2015 which provides advice and guidance for schools and childcare providers, on how to deal with people being drawn into acts of potential terrorism. This is incorporated into the equality training programmes we offer to support practitioners to deliver their duties.

### **Grant Funding**

The Local Authority still provides funding to settings who need sustainability support. This is limited and based on an assessment process relating to quality and including Ofsted judgements. The funding is an application process which is administered through our Early years Grant Panel which was established to assess grant applications received from childcare providers.

### Sustainability and Holiday Play schemes

The local authority has also made grant funding available to childcare providers to help them to provide holiday play schemes and/or new childcare places including out of school provision to meet the needs of working parents and parents and carers that are returning to work, education or training. Funding is also available for providers experiencing sustainability issues and for start-up of new provision in areas identified as having childcare gaps.

During April 2017 to March 2018 the local authority supported 8 Childcare providers who were experiencing sustainability issues and 22 holiday providers to deliver places at 39 play schemes over the school holiday periods. The table below shows the number of providers supported with start up for new provision:

	New	Existing	Total
Capital	1	0	1
Revenue	6	2	8

### **Findings:**

- Childcare practitioners in Sandwell have continued to receive advice and support with training and entry into gaining qualifications.
- Childcare providers have continued to receive quality improvement support.
- The majority of funded providers (89%) that have been inspected by Ofsted in the last year have been rated as good or outstanding.
- Just over 78% of all providers are rated as outstanding or good.



## CHILDCARE IN SANDWELL

The FIS maintain a database which contains comprehensive and up to date information on childcare provision across the borough. All 94 primary schools were contacted to update their details with regard to before and after school activities as well as holiday provision.

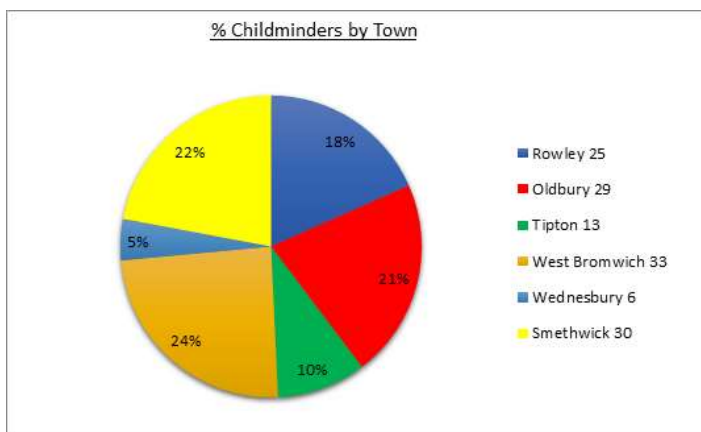
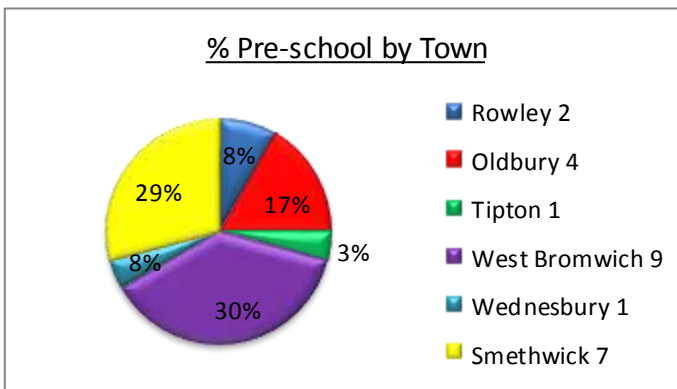
Information held in the FIS database, school’s data and a survey of childcare and early years providers are used to assess the supply of childcare across the borough.

### Childcare Provisions 0-5 years

There are 136 childminders, 75 day nurseries and 36 pre-school playgroups. These providers offer a total of 5412 full time childcare places for 0-5 year olds (Please note that for some 2,3 and 4 year olds, one funded full time place may be counted as 2 part time places). The Office for National Statistics (ONS) 2015 mid year estimates indicated that the 0-4 year old population in Sandwell was 24395. This would equate to approximately 1 place to every 5 children (1:5 ratio). This ratio has remained stable for the past 3 years. However, there is also 4827 early education places in the maintained sector which gives us a total of 10239 places and would make the ratio 1:2.

Historically, it is unlikely that a child would start nursery any earlier than 6 months old and most 4 years old are in a reception class. Therefore, this would indicate that there is adequate 0-5 provision at a borough level.

However, further analysis of childcare providers was undertaken which showed that at town level there is 1 pre-school playgroup each in Tipton and Wednesbury, also there are only 6 childminders in Wednesbury, these are significantly less when compared to the other towns.



## Funded Places for 2, 3 and 4 year olds

The criteria for free early learning for 2 year olds (15hours) and 3 and 4 year olds hours (30 hours) free entitlement are available at: [www.sandwell.gov.uk/freechildcare](http://www.sandwell.gov.uk/freechildcare).

In April 2018, there were 11,525 funded childcare and early years places being offered by 247 early years and childcare providers.

	Schools	PVI's	Childminders	Total
2 year olds places	78	1775	116	<b>1969</b>
3 and 4 year olds (15hrs)	4879	2455	114	<b>7448</b>
3 and 4 year olds (30hrs)	429	1569	110	<b>2108</b>
<b>Total</b>	<b>5386</b>	<b>5799</b>	<b>340</b>	<b>11525</b>

### Free early learning for 2 year olds

The Department for Education (DfE) provided a list of eligible families with 2 year olds for the academic year September 2017, this figure is approximately 2,421. A further 200 children were eligible as they meet the criteria under special educational needs and disability (SEND) and looked after children (LAC). In Summer term 18 (April), there were 1499 (65% of DfE figures) children accessing free early learning for two year olds places. The number of children accessing has increased by 5% from the previous academic year take up of 60%.

For the academic year September 18, the DfE figures for eligible children is 2321 approximately 51% of the birth data (4735). In April 2018, there were 170 providers offering 1969 places for 2 year olds. The number of providers have increased by 4%.

**Based on the 2017/18 take up there is sufficient places boroughwide for 2018/19. Take up has improved and continued marketing and promotion could further increase take up.**

### 3 and 4 Year Olds Universal Entitlement (15hrs free early learning)

All 3 and 4 year olds are entitled to 15 hours per week for 38 weeks of free early learning from the term following their third birthday until they start in Reception Class in the September following their 4<sup>th</sup> birthday. Therefore, some children will access up to 5 terms of early education.

For the academic year September 17, there were 7379 eligible children. In summer term (April 18), there were 7362 children accessing universal 3 and 4 year old funded places. The take up for universal entitlement for the academic year September 17 is 99.7%.

For the academic year September 2018, the birth data indicates that there are 7536, 3 and 4 year olds across the borough who are eligible for the universal entitlement. In April 2018, there were 245 providers delivering 7448 places for 3 and 4 year olds (15hrs). The number of providers have increased by 9% on the previous year.

**Based on the 2017/18 take up there is sufficient places boroughwide for 2018/19.**

### 3 and 4 year olds Extended Entitlement (30 hours free early learning)

The 30 hours free early learning came into effect September 2017, and is aimed at working families. Families who are eligible for free 30 hours are issued with a code from HMRC. In Summer term (April 18), the DfE reported that there were 1729 codes valid for Sandwell. Sandwell validated 1551 codes and of these 1499 children (96.6%) accessing a place.

In April 2018, there were 178 providers offering 2135 childcare and early learning places for the extended entitlement (30 hours). There are no figures available for number of children eligible for 30 hours, as there are no data sets that indicates how many 3 year olds are in families which meet the criteria for the 30 hour funding. However, there have been no feedback/complaints from parents that they are unable to find suitable childcare and early learning places for the 30 hours.

**Based on the 2017/18 year take up there is sufficient places boroughwide for 2018/19.**

## **School Age Provisions**

### Before school provision

86 of the 94 schools indicated that they provide breakfast clubs either themselves or through a private provider on the school site. 7 of the 8 other schools have access to community providers. 1 school in the Tipton area have no access to before school provision.

### After school provision

There are 61 registered out of school care providers either on school site or in the community providing 3259 childcare places. 74 of the 94 schools provide after school clubs or activities, 18 of the 20 other schools have access to community providers. 2 schools in Tipton have no access to after school provision.

### School Holiday Provision

There are 72 holiday providers providing 1902 childcare places across the borough. There are also an additional 11 holiday clubs/activities that are provided by schools; the number of places that the schools provide is not available. Wednesbury South is the only ward that has no holiday provision.

## **Vacancies**

Of the 375 childcare services (excluding before school clubs), 263 (70%) indicated that they have at least 1 vacancy. Bristnall and Great Barr with Yew Tree with 23 providers each, has the highest number of providers with vacancies (20) and Wednesbury South with 4 providers has the lowest number of providers with vacancies (2). Wednesbury North and Wednesbury South has no childminder vacancies.

## **Irregular Working Hours**

31% (66) of the 211 childcare providers (childminder and day nurseries) would be able to offer childcare for parents working irregular working hours. Of these 64 are childminders and 2 are day nurseries. 22 of the 24 wards have at least one childcare provider offering irregular hours. Friar Park and Wednesbury South are the 2 wards which have no providers offering irregular hours.

## **Special Educational Needs and Disabilities (SEND) Provision**

Of the 375 childcare services (excluding before school clubs) 199 (53%) have indicated that they would care for children with SEND. There are 3 borough wide services providing holiday provision to children with SEND and 1 of these also provide an after school club. All wards have providers that would care for children with SEND, however the number of SEND providers have declined by 49 (13%) over the past 2 years.

The Inclusion and Early Years' Service works with providers to support children to integrate into childcare and early settings. They also administer the Inclusion Support Grant and the High Blocks Grant which enables children with SEND to have one to one support in a setting depending on the child's level of need.

There is also a range of short break services which enables parents/carers to receive respite and provide children and young people with a range of activities.

## **Fee Paying Issues**

Of the 375 childcare providers (excluding before school clubs) 37 (10%) have indicated that they experience issues with fee payments. This shows an improvement of 9% over the past 2 years.

## Affordability

The FIS database holds information on the average weekly cost of childcare, the information below is based on those providers in Sandwell who have indicated their childcare cost:

Type of provision	Average weekly costs (part time place = 25hrs)	Average weekly cost full time = 50hrs
Childminders = under 2's	£77.50	£155
Childminders = over 2's	£74.75	£149.50
Day nurseries= under 2's	£92.90	£185.81
Day nurseries= over 2's	£91.22	£182.44
Out of school care		£52.18
Childminder after school		£33.35

Source: FIS database December 2017

When compared to last year, the cost of childminder places for under 5's has significantly reduced, however the cost of day nurseries places has seen an increase. The cost of out of school care has increased both in after school's provisions and with childminders who provide after school.

The Family and Childcare Trust undertook a childcare cost survey in December 2017, data from Family Information Services across the West Midlands region shows the average cost as:

Type of provision	Average weekly costs (part time place = 25hrs)	Average weekly cost full time
Childminders = under 2's	£98.72	£213.03
Childminders = over 2's	£97.02	£208.53
Day nurseries= under 2's	£108.52	£196.29
Day nurseries= over 2's	£106.41	£193.72
Out of school care		£59.71
Childminder after school		£57.93

Source: Family and Childcare Trust Annual Childcare Costs Survey, 2018

- The above data shows that the average cost of childcare for the 0-2 age range for both part time and full time places the cost is significantly lower in Sandwell than the rest of the West Midlands.
- The average cost for out of school care is lower than the rest of the West Midlands.

## Holiday cost

In May 2017, the average holiday cost in Sandwell was:

Maintained Sector = £76.00 per week

Private and Voluntary Sector = £85.31 per week

The Family and Childcare Trust undertook a Holiday Childcare Survey in May 2017, data from Family Information Services across the West Midlands shows the average weekly holiday costs was:

Maintained Sector = £121.50

Private and Voluntary Sector =£117.46

- Holiday childcare cost in Sandwell remains significantly lower than the rest of the West Midlands.

[ILO: UNCLASSIFIED]

## Findings:

- For the 0-5 age range, there is 1 place to every 5 children (1:5 ratio) this indicates that there should be sufficient childcare across the borough to meet this age range. When the early learning places are added this ratio becomes 1:2
- There may be a need for more pre-school playgroups in Tipton and Wednesbury as well as more childminders in Wednesbury to increase choice and flexibility. The number of childminders in Wednesbury has doubled since last year.
- Based on DfE figures 52% of 2 year olds are eligible for free early learning for 2 year olds.
- The number of children accessing free childcare for 2 year olds has increased from 60% to 65%
- One school in Tipton has no access to before and after school (Jubilee Park) and another Tipton school (St Martin) has no access to after school.
- There may be a need for more holiday provisions in Wednesbury South.
- 70% of childcare providers indicated that they currently have vacancies, this has reduced from 75% last year. However, there are no childminder vacancies in Wednesbury North and Wednesbury South.
- There are 2 wards where there are no providers offering childcare for children whose parents work irregular working hours (Friar Park and Wednesbury South). These 2 wards had the same issue last year.
- 53% of childcare providers indicated they would care for a child with SEND. All wards have providers who would care for children with SEND. There are 3 borough wide holiday provisions for children with SEND.
- Approximately 10% of the childcare providers who responded indicated that they have experienced fee paying issues; this is 9% improvement on the past 2 years.
- Overall, the cost of childcare in Sandwell is significantly lower than the West Midlands

## Gaps Identified:

- There may be a need for more pre-school playgroups in Tipton and Wednesbury.
- There may be a need for childminders in Wednesbury to increase choice and flexibility.
- 2 schools in Tipton may require before and or after school provisions – Jubilee park (before and after school) and St Martins (after schools)
- There may be a need for more holiday provisions in Wednesbury South.
- There are 2 wards where there are no providers offering childcare for children whose parents work irregular working hours (Friar Park and Wednesbury South)

## SUFFICIENCY OF CHILDCARE PLACES BY WARD

The below section will look at the following by ward:

- Number of providers who indicated that they would care for children with additional needs
- Number of providers who indicated that they would be able to provide childcare for children whose parents work irregular working patterns
- Childcare places 0-5 Years olds including Free Early Education for 2, 3 and 4 Year Olds
- Childcare for school aged children including school holidays

### Childcare for Children with Special Educational Needs and Disabilities (SEND)

The table below shows the number of providers who offer care for children with additional needs. There is no data available for the number of children who have additional needs and would require childcare. The FIS monitors the request for childcare for children with additional needs and works with the Inclusion Support Early Years Services to support them to access childcare and early learning.

Ward	No. of SEND Provider
Abbey	18
Blackheath	10
Bristnall	10
Charlemont with Grove Vale	10
Cradley Health and Old Hill	5
Friar Park	5
Great Barr with Yew Tree	12
Great Bridge	9
Greets Green and Lyng	4
Hateley Heath	7
Langley	8
Newton	9
Old Warley	11
Oldbury	8
Princes End	8
Rowley	7
St Pauls	8
Smethwick	8
Soho and Victoria	10
Tipton Green	4
Tividale	7
Wednesbury North	4
Wednesbury South	4
West Bromwich Central	8
<b>Total</b>	<b>190</b>

### Key Findings:

- All wards have SEND providers

### Childcare Places for Irregular Working Hours

The table below shows the number of providers who provide care for children whose parents work irregular working patterns. There is no data available for the number of children whose parents work irregular working hours. The FIS monitors the request for childcare for irregular working patterns and work with individual families to identify providers who can meet the needs of the families. The FIS had 2 unresolved cases one in Langley and one in Wednesbury South.

Ward	No. of Providers - Irregular working hours
Abbey	2
Blackheath	2
Bristnall	2
Charlemont with Grove Vale	2
Cradley Health and Old Hill	2
Friar Park	0
Great Barr with Yew Tree	5
Great Bridge	2
Greets Green and Lyng	4
Hateley Heath	6
Langley	2
Newton	5
Old Warley	5
Oldbury	2
Princes End	3
Rowley	3
St Pauls	5
Smethwick	2
Soho and Victoria	4
Tipton Green	3
Tividale	2
Wednesbury North	1
Wednesbury South	0
West Bromwich Central	1
<b>Total</b>	<b>65</b>

#### Findings:

- 2 wards have no provider offering irregular working patterns (Friar Park and Wednesbury South)
- 2 wards have only 1 provider offering irregular working hours (Wednesbury North and West Bromwich Central)
- Langley may have a need for more providers offering irregular working hours due to unmet demand.

#### Childcare Places 0-5 Years Old, Free Early Education for 2, 3 and 4 Year Olds

The table below show the following by wards:

- The number of children aged 0-4 in the ward against the number of childcare places for under 5's which will provide a ratio of place to child. Ratio of higher than 1:2 (Sandwell ratio) will be assessed further by looking at vacancy levels in the ward.
- The capacity and likely demand for free early learning for 2 year olds. Numbers eligible are based on DfE data for academic year September 2018. Where the numbers eligible are higher than number of places available then - current year take up, take up of other funded places in the wards as well as the take up in neighbouring wards will be used to assess if a gap exists. The current year take up will also be used to inform the marketing strategy
- The capacity and likely demand for 3 and 4 year old universal entitlement (15 hours) Numbers eligible are based on birth data. Where the numbers eligible are higher than number of places available then - current year take up, take up of other funded places in the wards as well as the take up in neighbouring wards will be used to assess if a gap exists. The current year take up will also be used to inform the marketing strategy.
- The capacity and likely demand for free early learning for 3 and 4 year olds extended entitlement (30 hours). The data for the numbers eligible is unavailable. The number of places available will be assessed against numbers accessing in April 18 (full academic year data), take up of other funded places in the wards as well as the take up in neighbouring wards will be used to assess if gap exists.

### 0-5 Year Olds Childcare (including free funded places for 2, 3 and 4 year olds (15hrs) and 3 and 4 year olds (30 hours))

	Birth 0-4	Childcare places for all under 5's	2 year olds (15 hrs) – criteria based	3 and 4 years olds (15 hrs) – universal offer	3 and 4 year olds (30 hrs) – extended hours (criteria based)
<b>Abbey</b>	999	13CM = 41 places 5DN = 181 places 1PG = 64 places 3MSN=208 Total = 494 places <b>Ratio 1:2</b>	No. of Places:75 Nos: Eligible: <b>85</b> Highest year take up: 44 <b>Gap:</b> more take up needed. Marketing required	No. of Places:208 Nos: Eligible:323 Current year take up: 240 <b>Gap:</b> No gap-2 year old and 30 hrs has surplus place available	No. of Places:81 Current year take up:47 <b>Gap:</b> No gap
<b>Blackheath</b>	927	13CM = 40 places 3DN = 153 places 1PG = 26 places 2MSN=120 Total = 339 places <b>Ratio 1:3 (vacancies exist)</b>	No. of Places:82 Nos: Eligible: 83 Highest year take up: 45 <b>Gap:</b> More take up needed. Marketing required	No. of Places:236 Nos: Eligible:270 Current year take up:212 <b>Gap:</b> No gap	No. of Places:72 Current year take up:59 <b>Gap:</b> No gap
<b>Bristnall</b>	867	9CM = 33 places 6DN = 316 places 0 PG places 3MSN=162 Total = 511 places <b>Ratio 1:2</b>	No. of Places:75 Nos: Eligible:66 Highest year take up: 64 <b>Gap:</b> No gap	No. of Places:274 Nos: Eligible:254 Current year take up:343 <b>Gap:</b> Places available neighbouring ward (Smethwick)	No. of Places:70 Currents year take up: 108  Gap: Places in neighbouring wards (Smethwick)
<b>Charlemont with Grove Vale</b>	790	7CM = 24 places 2DN = 101 places 4PG = 240 places 3MSN=172 Total = 537 places <b>Ratio 1:1</b>	No. of Places:90 Nos: Eligible: 59 Highest year take up: 68 <b>Gap:</b> No gap	No. of Places:312 Nos: Eligible:262 Current year take up:292 <b>Gap:</b> No Gap	No. of Places:87 Current year take up:66 <b>Gap:</b> No gap
<b>Cradley Heath and Old Hill</b>	1001	4CM = 13 places 1DN = 50 places 2PG = 32 places 4MSN=216 Total = 311 places <b>Ratio 1:3 (vacancies exist)</b>	No. of Places:34 Nos: Eligible:98 Highest year take up: 28 <b>Gap:</b> More take up needed. Marketing required	No of Places:255 Nos: Eligible:305 Current year take up 280 <b>Gap:</b> Places available in neighbouring ward (Blackheath)	No. of Places:38 Current year take up: 27 <b>Gap:</b> No gap
<b>Friar Park</b>	1028	3CM = 9 places 2 DN = 87 places 1PG = 48 places 4MSN=246 Total = 390 places <b>Ratio 1:3 (vacancies exist)</b>	No. of Places: 30 Nos: Eligible:91 Highest year take up: 55 <b>Gap:</b> More take up needed. Marketing required. Places in neighbouring wards (W.Sth).	No. of Places:314 Nos: Eligible:272 Current year take up: 265 <b>Gap:</b> No Gap	No. of Places:38 Current year take up: 25 <b>Gap:</b> No gap

CM= Childminders; DN = Day Nurseries; PG = Pre-school Playgroup; MSN= Maintained School Nursery; **Ratio** = No. of places to children

[ILO: UNCLASSIFIED]



	Birth 0-4	Childcare places for all under 5's	Childcare Places: 2 year olds (15 hrs)	Childcare Places: 3 and 4 year olds (15 hrs)	Childcare Places: 3 and 4 year olds (30 hrs)
<b>Great Barr with Yew Tree</b>	878	6CM = 30 places 5DN = 199 places 2PG = 50 place 3MSN=147 Total =426 places <b>Ratio 1:2</b>	No. of Places:74 Nos: Eligible:71 Highest year take up: 52 <b>Gap:</b> More take up needed. Marketing required	No. of Places:246 Nos: Eligible:281 Current year take up:276 <b>Gap:</b> Places in neighbouring wards (Charlemont with Grove Vale)	No. of Places:72 Current year take up: 82 <b>Gap:</b> Places in 15hrs and neighbouring wards (Charlemont with Grove Vale)
<b>Great Bridge</b>	1001	3CM =9 places 6DN = 311 places 1PG = 25 places 6MSN=194 Total = 539 places <b>Ratio 1:2</b>	No. of Places: 138 Nos: Eligible:104 Highest year take up: 100 <b>Gap:</b> No Gap	No. of Places: 360 Nos: Eligible:309 Current year take up:460 <b>Gap:</b> No Gap- 2 year old and 30 hrs has surplus place available	No. of Places: 176 Current year take up: 83 <b>Gap:</b> No gap
<b>Greets Green and Lyng</b>	1140	3CM = 9 places 3DN = 110 places 0 PG places 4MSN=274 Total = 393 places <b>Ratio 1:3 (vacancies exist)</b>	No. of Places: 82 Nos: Eligible:115 Highest year take up: 51 <b>Gap:</b> More take up needed. Marketing required	No. of Places: 326 Nos: Eligible:337 Current year take up:329 <b>Gap:</b> No Gap -2 year old and 30 hrs has surplus place available	No. of Places: 39 Current year take up: 27 <b>Gap:</b> No gap
<b>Hateley Heath</b>	1059	6CM = 20 places 2DN = 104 places 2PG = 40 places 4MSN=204 Total =368 places <b>Ratio 1:3 (vacancies exist)</b>	No. of Places:76 Nos: Eligible: 85 Highest year take up: 51 <b>Gap:</b> More take up needed. Marketing required	No. of Places:246 Nos: Eligible:266 Current year take up: 311 <b>Gap:</b> No gap-2 year old and 30 hrs has surplus place available	No. of Places: 50 Current year take up: 21 <b>Gap:</b> No gap
<b>Langley</b>	948	8CM =30 places 2DN = 136 places 1PG =14 places 3MSN= 172 Total =352 places <b>Ratio = 1:3 (vacancies exist)</b>	No. of Places:71 Nos: Eligible:102 Highest year take up: 79 <b>Gap:</b> Places available in neighbouring ward (Oldbury)	No of Places:254 Nos: Eligible:311 Current year take up:284 <b>Gap:</b> Places in neighbouring wards (Oldbury)	No. of Places: 76 Current year take up: 40 <b>Gap:</b> No gap
<b>Newton</b>	738	9CM = 27 places 2DN = 102 places 0 PG 2MSN=150 Total =279 places <b>Ratio 1:3 (vacancies exist)</b>	No. of Places:40 Nos: Eligible:63 Highest year take up: 28 <b>Gap:</b> More take up needed. Marketing required	No. of Places:220 Nos: Eligible:243 Current year take up:190 <b>Gap:</b> No Gap	No. of Places: 49 Current year take up: 56 <b>Gap:</b> Places in 2 year old and 15 hr

Childminders; **DN** = Day Nurseries; **PG** = Pre-school Playgroup; **MSN**= Maintained School Nursery; **Ratio** = No. of places to children

[ILO: UNCLASSIFIED]

	Birth 0-4	Childcare places for all under 5's	Childcare Places: 2 year olds (15 hrs)	Childcare Places: 3 and 4 years olds (15 hrs)	Childcare Places: 3 and 4 year olds (30 hrs)
<b>Old Warley</b>	788	6CM = 24 places 1DN = 74 places 5PG = 348places 1MSN=52 places Total =498 places <b>Ratio 1:2</b>	No. of Places:119 Nos: Eligible:65 Highest year take up: 83 <b>Gap: No gap</b>	No. of Places:341 Nos: Eligible:245 Current year take up:389 <b>Gap: No gap- 2 year old and 30 hrs has surplus place available</b>	No. of Places:232 Current year take up: 153 <b>Gap: No gap</b>
<b>Oldbury</b>	1287	5CM = 21 places 4DN = 259places 1PG = 16 places 5MSN=320 places Total =616 places <b>Ratio 1:2</b>	No. of Places:146 Nos: Eligible:106 Highest year take up: 94 <b>Gap: No Gap</b>	No. of Places:459 Nos: Eligible: 402 Current year take up:401 <b>Gap: No Gap</b>	No. of Places: 183 Current year take up: 108 <b>Gap: No gap</b>
<b>Princes End</b>	1064	6CM = 19 places 3DN = 99 places 0 PG 3MSN=336 Total = 454places <b>Ratio 1:2</b>	No. of Places:75 Nos: Eligible:127 Highest year take up: 68 <b>Gap: More take up needed. Marketing required</b>	No. of Places:400 Nos: Eligible: 346 Current year take up:283 <b>Gap: No Gap</b>	No. of Places:48 Current year take up: 43 <b>Gap: No gap</b>
<b>Rowley</b>	840	6CM = 12 places 2DN =171 places 1PG = 40 places 3 MSN=156 places Total = 379 places <b>Ratio1:2</b>	No. of Places:70 Nos: Eligible: 72 Highest year take up: 85 <b>Gap: No Gap-Places in neighbouring wards (Blackheath)</b>	No. of Places:272 Nos: Eligible: 235 Current year take up:274 <b>Gap: No gap-surplus places in 30 hour and neighbouring ward (Blackheath)</b>	No. of Places:80 Current year take up: 57 <b>Gap: No gap</b>
<b>St Pauls</b>	1316	3CM = 9 places 2DN=141 places 4PG = 188 places 3MSN=232 places Total = 570 places <b>Ratio 1:2</b>	No. of Places:118 Nos: Eligible:145 Highest year take up: 76 <b>Gap: More take up needed. Marketing required</b>	No of Places: 364 Nos: Eligible:433 Current year take up:308 <b>Gap: No Gap</b>	No. of Places:68 Current year take up: 40 <b>Gap: No gap</b>
<b>Smethwick</b>	1207	7CM = 23 places 4DN = 207 places 2PG = 46 places 3MSN=255 places Total 529 places <b>Ratio 1:3 (vacancies exist)</b>	No. of Places:120 Nos: Eligible:118 Highest year take up: 81 <b>Gap: More take up needed. Marketing required</b>	No. of Places:399 Nos: Eligible:370 Current year take up:369 <b>Gap: No Gap</b>	No. of Places: 124 Current year take up: 38 <b>Gap: No gap</b>

[ILO: UNCLASSIFIED]

CM= Childminders; DN = Day Nurseries; PG = Pre-school Playgroup; MSN= Maintained School Nursery; Ratio = No. of places to children

	Birth 0-4	Childcare places for all under 5's	Childcare Places: 2 year olds (15 hrs)	Childcare Places: 3 and 4 years olds (15 hrs)	Childcare Places: 3 and 4 year olds (30 hrs)
<b>Soho and Victoria</b>	1704	5CM = 15 places 5DN = 323 places 1 PG = 40 places 5 MSN= 300 places Total = 678 places <b>Ratio 1:2</b>	No. of Places:196 Nos: Eligible:219 Highest year take up:121 <b>Gap:</b> More take up needed. Marketing required	No. of Places:509 Nos: Eligible: 559 Current year take up:511 <b>Gap:</b> No gap- 2 year old and 30 hrs has surplus place available	No. of Places: 141 Current year take up:73 <b>Gap:</b> No gap
<b>Tipton Green</b>	1103	1CM = 3 places 4DN = 172 places 0 PG 3MSN=236 places Total = 411 places <b>Ratio 1:3 (vacancies exist)</b>	No. of Places:82 Nos: Eligible:87 Highest year take up:71 <b>Gap:</b> No Gap	No. of Places:314 Nos: Eligible: 357 Current year take up:280 <b>Gap:</b> No gap	No. of Places:114 Current year take up: 63 <b>Gap:</b> No gap
<b>Tividale</b>	923	6CM = 30 places 2DN = 109 places 0 PG 3MSN= 189 places Total= 328 places <b>Ratio 1:3 (vacancies exist)</b>	No. of Places:37 Nos: Eligible:104 Highest year take up: 26 <b>Gap:</b> More take up needed. Marketing required.	No. of Places:236 Nos: Eligible: 260 Current year take up:221 <b>Gap:</b> No Gap	No. of Places: 64 Current year take up:49 <b>Gap:</b> No gap
<b>Wednesbury North</b>	903	2CM = 9 places 3DN =183 places 1 PG =8 places 4 MSN=236 places Total = 436places <b>Ratio: 1:2</b>	No. of Places: 85 Nos: Eligible:82 Highest year take up:58 <b>Gap:</b> More take up needed. Marketing required	No. of Places: 320 Nos: Eligible: 281 Current year take up:318 <b>Gap:</b> No gap-2 year old and 30 hrs has surplus place available	No. of Places: 116 Current year take up: 78 <b>Gap:</b> No gap
<b>Wednesbury South</b>	860	1CM= 3 places 2DN = 136 places 2 PG = 28 places 1 MSN= 60 places Total = 227 places <b>Ratio 1:4 (vacancies exist)</b>	No. of Places:45 Nos: Eligible:65 Highest year take up: 39 <b>Gap:</b> More take up needed. Marketing required	No of Places:135 Nos: Eligible: 274 Current year take up:159 <b>Gap:</b> Places in neighbouring ward (Wednesbury North)	No. of Places:36 Current year take up: 50 <b>Gap:</b> Places in neighbouring ward
<b>West Bromwich Central</b>	1024	4CM =12 places 6DN= 372 places 1PG=40 places 3MSN= 190 places Total = 614 places <b>Ratio 1:2</b>	No. of Places:110 Nos: Eligible:109 Highest year take up:120 <b>Gap:</b> No gap- places in neighbouring wards (Greets green and Lyng and Newton)	No. of Places:335 Nos: Eligible: 341 Current year take up:367 <b>Gap:</b> Places in neighbouring ward (Greets Green and Lyng, Newton)	No. of Places:107 Current year take up: 106 <b>Gap:</b> Minimal surplus place available

CM=Childminders; DN = Day Nurseries; PG = Pre-school Playgroup; MSN= Maintained School Nursery; Ratio = no. of places to children

[ILO: UNCLASSIFIED]

## Childcare for School Aged Children

The table below shows the childcare places available for before school (BSC), after school (ASC) and school holidays for school aged children.

Ward	Childcare Places School Aged – Before and After school	Childcare Places School Aged-School Holidays
Abbey	4 schools; all have BSC and ASC.	2 playschemes, 1 day nursery and 1 sports playscheme
Blackheath	2 schools; both have BSC. All have access to ASC in the community	1 playscheme
Bristnall	5 schools; all have access to BSC and ASC either on school site or in the community	4 holiday playschemes and 1 sports club
Charlemont with Grove Vale	4 schools; all have BSC and ASC.	2 holiday playschemes
Cradley Heath and Old Hill	5 schools; all have BSC and access to ASC.	1 holiday playscheme
Friar Park	4 schools; all have BSC and access to ASC.	1 holiday playscheme
Great Barr with Yew Tree	4 schools; all have access to BSC and ASC either on school site or in the community	4 holiday playschemes
Great Bridge	5 schools; 4 have access to BSC and ASC either on school site or in the community. 1 school Jubilee Park has no BSC an ASC	3 holiday playschemes
Greets Green and Lyng	4 schools; all have access to BSC and ASC either on school site or in the community	2 holiday playschemes
Hateley Heath	4 schools; all have access to BSC and ASC either on school site or in the community	3 holiday playschemes
Langley	3 schools; all have BSC. ASC is either on school site or in the community	3 holiday playschemes.
Newton	3 schools; all have BSC and ASC	2 holiday playschemes.
Old Warley	3 schools; all have BSC and ASC	2 holiday playschemes
Oldbury	5 schools; all have access to BSC and ASC either on school site or in the community	4 holiday playschemes
Princes End	4 schools; all have access to BSC and ASC either on school site or in the community	1 holiday playscheme
Rowley	3 schools; all have access to BSC and ASC either on school site or in the community	2 holiday playschemes
St Pauls	3 schools; all have BSC. ASC is either on school site or in the community	5 holiday playschemes
Smethwick	4 schools; all have BSC and ASC	2 holiday playschemes
Soho and Victoria	5 schools; all have BSC. ASC is either on school site or in the community	8 holiday playschemes including 3 SEND provisions
Tipton Green	5 schools; 4 have BSC and ASC is either on school site or in the community. 1 School St Martin has no access to ASC	2 holiday playschemes
Tivdale	3 schools; all have access to BSC and ASC either on school site or in the community	Schools indicate Little Academy holiday playscheme (Oldbury ward)
Wednesbury North	5 schools; all have BSC and ASC either on school site or in the community	2 holiday playschemes
Wednesbury South	3 schools; all have access to BSC and ASC either on school site or in the community	No holiday Playscheme
West Bromwich Central	3 schools; all have BSC. ASC is either on school site or in the community	7 holiday playschemes

### Findings:

- 2 wards (Great Bridge and Princes End have a school each that has before and after school gap
- 1 ward has no holiday playschemes (Wednesbury South)

[ILO: UNCLASSIFIED]

## **GAPS IDENTIFIED BY WARDS**

### **Abbey:**

- Low take up of the 2 year old offer

### **Blackheath:**

- Low take up of the 2 year old offer

### **Bristnall:**

- Monitor take up of 15 hours for 3 and 4 year olds to ensure sufficiency of places
- Monitor take up of 30 hours for 3 and 4 year olds to ensure sufficiency of places.

### **Charlemont with Grove Vale:**

- No childcare gap identified

### **Cradley Heath and Old Hill:**

- Low take up of the 2 year old offer
- Monitor take up of 15 hours for 3 and 4 year olds to ensure sufficiency of places

### **Friar Park:**

- There are no childcare providers offering irregular working hours
- Low take up of the 2 year old offer

### **Great Barr with Yew Tree:**

- Low take up of the 2 year old offer
- Monitor take up of 15 hours for 3 and 4 year olds to ensure sufficiency of places
- Monitor take up of 30 hours for 3 and 4 year olds to ensure sufficiency of places

### **Great Bridge:**

- 1 School Jubilee Park has no access to before and after school.

### **Greets Green and Lyng:**

- Low take up of the 2 year old offer

### **Hateley Heath:**

- Low take up of the 2 year old offer

### **Langley:**

- There may be a need for more childcare providers offering irregular working hours.
- Low take up of the 2 year old offer
- Monitor take up of 15 hours for 3 and 4 year olds to ensure sufficiency of places

### **Newton:**

- Low take up of the 2 year old offer

### **Old Warley:**

- No childcare gaps identified

### **Oldbury:**

- No childcare gaps identified

### **Princes End:**

- Low take up of the 2 year old offer

### **Rowley:**

- No childcare gaps identified

**St Pauls:**

- Low take up of the 2 year old offer

**Smethwick:**

- Low take up of the 2 year old offer

**Soho and Victoria:**

- Low take up of the 2 year old offer

**Tipton Green:**

- 1 school St Martin has no access to after school provision.

**Tividale:**

- Low take up of the 2 year old offer

**Wednesbury North:**

- There may be a need for more childcare providers offering irregular working hours
- Low take up of the 2 year old offer

**Wednesbury South:**

- There may be a need for more school holiday provision
- There are no childcare providers offering irregular working hours
- Low take up of the 2 year old offer
- Monitor take up of 15 hours for 3 and 4 year olds to ensure sufficiency of places
- Monitor take up of 30 hours for 3 and 4 year olds to ensure sufficiency of places

**West Bromwich:**

- There may be a need for more childcare providers offering irregular working hours
- Monitor take up of 15 hours for 3 and 4 year olds to ensure sufficiency of places
- Monitor take up of 30 hours for 3 and 4 year olds to ensure sufficiency of places

## RECOMMENDATIONS

In order to ensure that sufficient childcare places are available a detailed and comprehensive action plan will be developed to address the following 11 recommendations, these include actions that were not achieved in the childcare sufficiency action plan of 2017/18:

1. To continue to support childcare providers to deliver high quality, sustainable provision.
2. Aim to improve the quality of the providers which are judged by Ofsted as Requires Improvement or Inadequate by working intensively with them and in particular those that deliver early education funded places.
3. To increase the number of pre-schools in Tipton and Wednesbury; as well as the number of childminders in Wednesbury to provide more choice and flexibility.
4. To encourage the take up of Childcare Element of Tax Credit in Wednesbury as this town has the lowest take up.
5. To work with schools and existing providers in Wednesbury South ward to address the need for more holiday provisions.
6. To encourage new and existing childcare providers in Friar Park, Langley, Wednesbury North, Wednesbury South and West Bromwich Central wards to deliver childcare for children whose parents work irregular working hour's pattern.
7. To work with the schools that has no access to out of school care: Jubilee Park (before and after school) in Great Bridge ward and St Martins (after school) in Tipton Green ward.
8. To increase the take up of the free early learning for 2 year olds using a wide range of direct and indirect marketing. Specifically targeting the following wards which has a low take up of the entitlement: Abbey; Blackheath; Cradley Heath and Old Hill; Friar Park; Great Barr and with Yew Tree; Greets Green and Lyng; Hateley Heath; Langley; Newton; Princes End; St Pauls; Smethwick; Soho and Victoria; Tividale; Wednesbury North and Wednesbury South.
9. To monitor the termly take up of the 15 hours for 3 and 4 year olds against the places available, prioritising the wards where the take up exceeds number of places: Bristnall, Cradley Heath and Old Hill, Great Barr with Yew Tree, Langley, Wednesbury South and West Bromwich Central. Currently some neighbouring wards have capacity which could meet additional demand. Additional capacity could be achieved by encouraging existing and any new providers to offer funded places flexibly.
10. To monitor the termly take up of 30 hours for 3 and 4 year olds against the places available, prioritising the wards where the take up exceeds number of places: Bristnall, Great Barr with Yew Tree and Wednesbury South and where the surplus places is minimal West Bromwich Central. Currently some neighbouring wards have capacity which could meet additional demand. Additional capacity could be achieved by encouraging existing and any new providers to offer funded places flexibly.
11. To prioritise the following wards which have been identified as having multi-childcare need, in order to reduce the barriers to accessing childcare: Bristnall, Cradley Heath, Friar Park, Great Barr with Yew Tree, Great Bridge, Langley, Wednesbury North, Wednesbury South and West Bromwich Central.

## Childcare Gaps by Ward

The table below shows the wards which require action during 2018/19:

Wards	0-5 Provision	Before School Provision	After School Provision	Holiday Provision	SEND	Provide Irregular Working Hours Provisions	Low take up of 2 year old places-Marketing required	Termly monitor the take up of 3 and 4 year olds - 15 hours	Termly monitor take up of 3 and 4 year olds - 30 hours
Abbey									
Blackheath									
Bristnall									
Charlemont with Grove Vale									
Cradley Heath and Old Hill									
Friar Park									
Great Barr with Yew Tree									
Great Bridge		Jubilee Park	Jubilee Park						
Greets Green and Lyng									
Hateley Heath									
Langley									
Newton									
Old Warley									
Oldbury									
Princes End									
Rowley									
Smethwick									
Soho and Victoria									
St Pauls									
Tipton Green			St Martin						
Tividale									
Wednesbury North									
Wednesbury South									
West Bromwich Central									

[ILO: UNCLASSIFIED]



[ILO: UNCLASSIFIED]